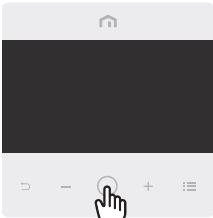
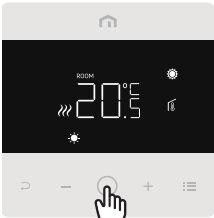

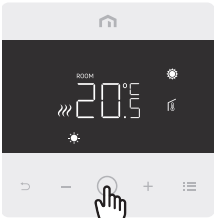











Unisenza

Digital Thermostat

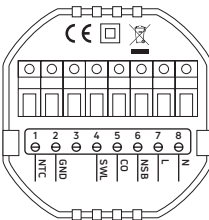


| Switch ON/OFF | Select Mode |
|---|--|
|  <p>> 5 sec</p> |  <p>> 5 sec</p> |
|  |  <p>one tap</p> <ul style="list-style-type: none">  Comfort mode  Reduced/Eco mode  Manual mode |

Change Set temperatures in Comfort, Eco and manual mode

| 1 | 2 | 3 | 4 blinking |
|--|---|---|--|
|  <p>one tap</p> |  <p>or</p>  <p>or</p>  |  <p>or</p> |  <p>↑↓</p> |

Wiring

|  | Terminals | 230 Vac version | 24 Vac version |
|---|--|--|---|
| | 1. NTC | External sensor (NTC 10 KOhm) | |
| 2. GND | Wire ground terminal (NTC 10 KOhm) | | |
| 3. | | | |
| 4. SWL | Switch output (Live 230 Vac during request) | Switch output (Live 230 Vac during request) | Switch output (Live 24 Vac during request) |
| 5. CO | Heating and Cooling terminal (Live 230 Vac: cooling) | Heating and Cooling terminal (Live 230 Vac: cooling) | Heating and Cooling terminal (Live 24 Vac: cooling) |
| 6. NSB | Night set back input (Live 230 Vac: reduced mode) | Night set back input (Live 230 Vac: reduced mode) | Night set back input (Live 24 Vac: reduced mode) |
| 7. L | Live input 230 Vac | Live input 230 Vac | Live input 24 Vac |
| 8. N | Neutral input 230 Vac | Neutral input 230 Vac | Neutral input 24 Vac |